




chard

by Lisa Richardson



SIZE

To fit bust

81-86	91-97	102-107	112-117	122-127	cm
32-34	36-38	40-42	44-46	48-50	in

Actual bust measurement of garment

125.5	136.5	142	153.5	164.5	cm
49½	53¾	56	60½	64¾	in

YARN

Creative Linen

6 7 7 8 8 x 100gm

(photographed in Silver 650)

NEEDLES

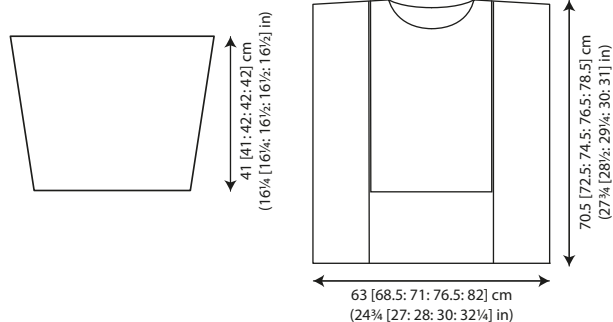
1 pair 4mm (no 8) (US 6) needles

1 pair 4½mm (no 7) (US 7) needles

TENSION

18 sts and 25 rows to 10 cm measured over patt using 4½mm (US 7) needles.


Pattern note: When working patt, the “(yfwd) twice” only counts as **ONE** st. On the foll row, K into this double yfwd **once only**, dropping the second loop. All st counts given assume the double yfwd is just **ONE** st.





ginger

by Lisa Richardson



SIZE

To fit bust

81-86	91-97	102-107	112-117	122-127	cm
32-34	36-38	40-42	44-46	48-50	in

Actual bust measurement of garment

200	211	220	231	240	cm
78¾	83	86½	91	94½	in

YARN

Denim Revive

16 17 19 20 21 x 50gm

(photographed in Pistachio 219)

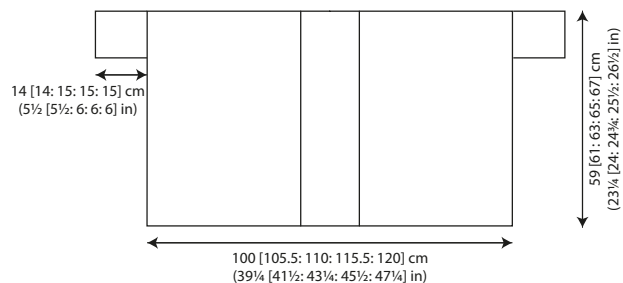
NEEDLES

1 pair 3¼mm (no 10) (US 3) needles

1 pair 3¾mm (no 9) (US 5) needles

TENSION

22 sts and 29 rows to 10 cm measured over st st using 3¼mm (US 5) needles.





butternut

by Lisa Richardson



SIZE

To fit bust

81-86	91-97	102-107	112-117	122-127	cm
32-34	36-38	40-42	44-46	48-50	in

Actual bust measurement of garment

96	106.5	117	125.5	136	cm
37¾	42	46	49½	53½	in

YARN

Creative Linen

4	5	5	6	6	x 100gm
---	---	---	---	---	---------

(photographed in Straw 622)

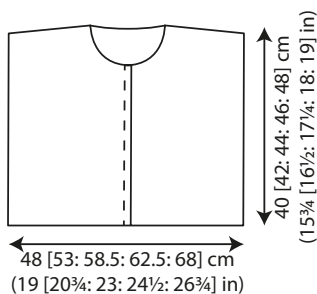
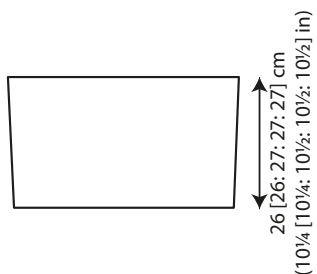
NEEDLES

1 pair 4½mm (no 7) (US 7) needles

EXTRAS – decorative pin or brooch to fasten fronts

TENSION



19 sts and 33 rows to 10 cm measured over moss st using 4½mm (US 7) needles.





t a r o

by Lisa Richardson



SIZE

To fit bust

81-86	91-97	102-107	112-117	122-127	cm
32-34	36-38	40-42	44-46	48-50	in

Actual bust measurement of garment

121	132	141	152	161	cm
47¾	52	55½	59¾	63½	in

YARN

Creative Linen, Fine Lace and Kidsilk Haze

Sweater

A Lin Apple 629

2	2	2	2	2	x 100gm
---	---	---	---	---	---------

B Lace Cameo 920

3	3	4	4	4	x 50gm
---	---	---	---	---	--------

C KSH Branch 689

6	7	7	8	8	x 25gm
---	---	---	---	---	--------

Cardigan

A Lin Foggy 624

2	2	3	3	3	x 100gm
---	---	---	---	---	---------

B Lace Cobweb 922

3	4	4	4	4	x 50gm
---	---	---	---	---	--------

C KSH Shadow 653

7	8	8	9	9	x 25gm
---	---	---	---	---	--------

NEEDLES

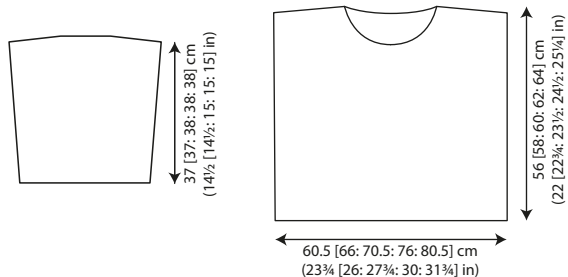
1 pair 4½mm (no 7) (US 7) needles

Cardigan only: 4mm (no 8) (US 6) circular needle at least 140 cm long

BUTTONS – Cardigan only: 4 x wooden 2.2 cm buttons.

TENSION

18 sts to 10 cm and 40 rows (2 patt repeats) to **12** cm measured over patt using 4½mm (US 7) needles.





c e l e r i a c

by Lisa Richardson



YARN

Fine Lace

3 x 50gm

(photographed in Antique 921)

NEEDLES

1 pair 3¼mm (no 10) (US 3) needles

EXTRAS – Small amount of waste yarn in same thickness
(for cast-on edge)

TENSION

2 patt repeats meas **15** cm wide and 36 rows to **9** cm measured over
patt using 3¼mm (US 3) needles.

FINISHED SIZE

Completed cowl measures 141 cm (55½ in) all round and is 45 cm
(17¾ in) deep.


SPECIAL ABBREVIATION

make 11 = make 11 sts from one as folls: (K1, yfwd) 5 times and
then K all into next st.



capsicum

by Lisa Richardson



SIZE

To fit bust

81-86	91-97	102-107	112-117	122-127	cm
32-34	36-38	40-42	44-46	48-50	in

Actual hip measurement of garment

96.5	105.5	116.5	125.5	136.5	cm
38	41½	46	49½	53¾	in

YARN

Kidsilk Haze and Fine Lace

A KSH Pearl 590

6	7	7	8	8	x 25gm
---	---	---	---	---	--------

B Lace Cameo 920

2	2	2	3	3	x 50gm
---	---	---	---	---	--------

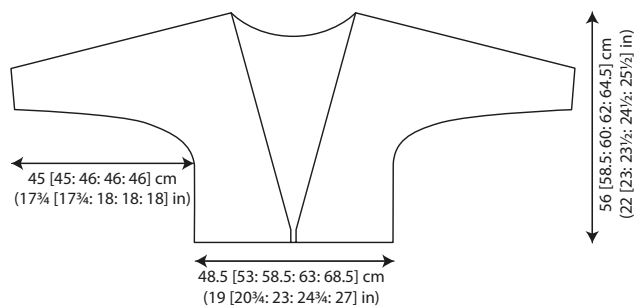
NEEDLES

1 pair 4mm (no 8) (US 6) needles

4mm (no 8) (US 6) circular needle at least 120 cm long

TENSION

18 sts and 44 rows to 10 cm measured over patt using 4mm (US 6) needles.





b e e t s

by Lisa Richardson



SIZE

To fit bust

81-86	91-97	102-107	112-117	122-127	cm
32-34	36-38	40-42	44-46	48-50	in

Actual bust measurement of garment

96.5	107.5	114.5	125.5	136.5	cm
38	42¼	45	49½	53¾	in

YARN

Denim Revive

16 18 20 21 23 x 50gm

(photographed in Cream 210)

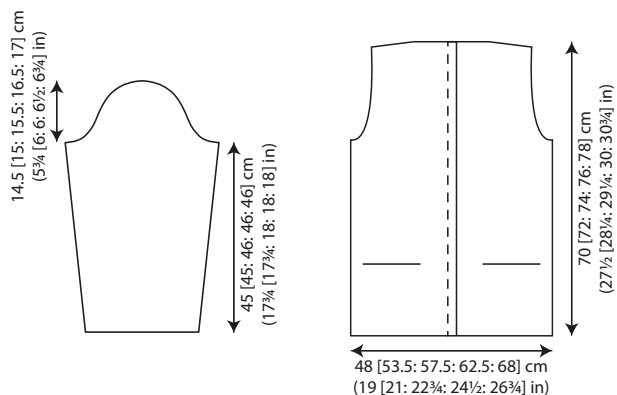
NEEDLES

1 pair 3¾mm (no 9) (US 5) needles

BUTTONS – 1 x shell 2.8 cm button.

TENSION

22 sts and 32 rows to 10 cm measured over patt using 3¾mm (US 5) needles.





o k r a

by Lisa Richardson



SIZE

To fit bust

81-86	91-97	102-107	112-117	122-127	cm
32-34	36-38	40-42	44-46	48-50	in

Actual bust measurement of garment

158.5	168.5	178.5	188.5	198.5	cm
62½	66¼	70¼	74¼	78¼	in

YARN

Fine Lace

4 4 5 5 6 x 50gm

(photographed in Vintage 926)

NEEDLES

1 pair 3mm (no 11) (US 2/3) needles

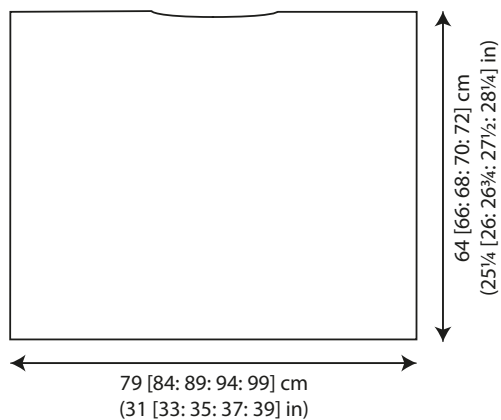
1 pair 3¼mm (no 10) (US 3) needles

3mm (no 11) (US 2/3) circular needle no more than 40 cm long

TENSION

28 sts and 38 rows to 10 cm measured over st st using 3¼mm


(US 3) needles. Patt panel (35 sts) measures 13 cm.





cauli

by Lisa Richardson



SIZE

To fit bust

81-86	91-97	102-107	112-117	122-127	cm
32-34	36-38	40-42	44-46	48-50	in

Actual bust measurement of garment

91.5	101	110	121	130	cm
36	39¾	43¾	47¾	51¼	in

YARN

Kidsilk Haze and Fine Lace

A KSH Shadow 653

3	3	4	4	4	x 25gm
---	---	---	---	---	--------

B Lace Cobweb 922

2	2	2	2	2	x 50gm
---	---	---	---	---	--------

NEEDLES

1 pair 3mm (no 11) (US 2/3) needles

1 pair 3¼mm (no 10) (US 3) needles

1 pair 3¾mm (no 9) (US 5) needles

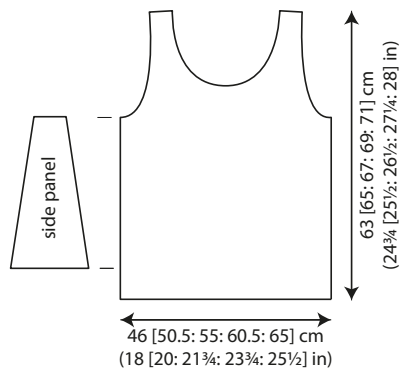
3¾mm (no 9) (US 5) circular needle no more than 30 cm long

TENSION

21 sts and 32 rows to 10 cm measured over patt using 3¾mm (US 5) needles and one strand each of yarns A and B held together.

25 sts and 34 rows to 10 cm measured over st st using 3¼mm (US 3) needles and yarn A.

Pattern note: Take care to ensure each dec of patt is matched by an inc. If there are insufficient sts to work both, work end sts of rows in st st.





eggplant

by Lisa Richardson



SIZE

To fit bust

81-91	97-107	112-127	cm
32-36	38-42	44-50	in

Actual hem measurement of garment

145.5	162	174.5	cm
57¼	63¾	68¾	in

YARN

Denim Revive

10 11 12 x 50gm

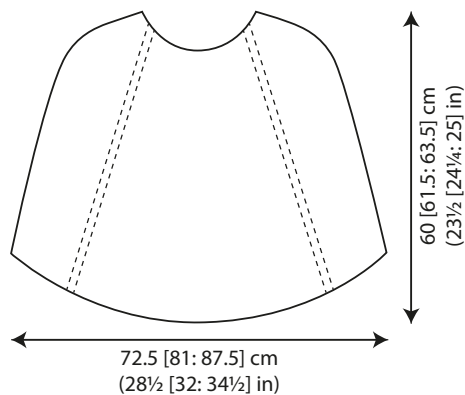
(photographed in Silt 216)

NEEDLES

Two 3¼mm (no 9) (US 5) circular needles, one no more than 40 cm long, and the other 80 cm long

TENSION

22 sts and 29 rows to 10 cm measured over st st using 3¼mm (US 5) circular needle.





s n o w p e a

by Lisa Richardson



YARN

Creative Linen

3 x 100gm

(photographed in Foggy 624)

NEEDLES

1 pair 4mm (no 8) (US 6) needles

1 pair 4½mm (no 7) (US 7) needles

TENSION

18 sts and 25 rows to 10 cm measured over patt, 19 sts and 33 rows to 10 cm measured over moss st, both using 4½mm (US 7) needles.


FINISHED SIZE

Completed bag is 35 cm (13¾ in) wide and 39 cm (15¼ in) deep, with a 4.5 cm (1¾ in) wide gusset and a 100 cm (39¼ in) long strap.



k a l e

by Lisa Richardson



YARN

Fine Lace

5 x 50gm

(photographed in Aged 933)

NEEDLES

1 pair 3mm (no 11) (US 2/3) needles

1 pair 3¼mm (no 10) (US 3) needles

TENSION

28 sts and 41 rows to 10 cm measured over patt using 3¼mm (US 3) needles.


FINISHED SIZE

Completed wrap is 60.5 cm (23¾ in) wide and is 201 cm (79¼ in) long.



y a m

by Lisa Richardson



SIZE

To fit bust

81-86	91-97	102-107	112-117	122-127	cm
32-34	36-38	40-42	44-46	48-50	in

Actual bust measurement of garment

94	103.5	114.5	123	132.5	cm
37	40¾	45	48½	52¼	in

YARN

Fine Lace

2 3 3 3 4 x 50gm

(photographed in Retro 923)

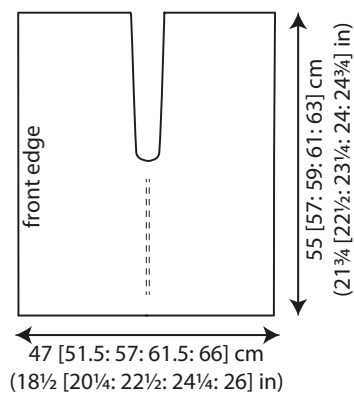
NEEDLES

1 pair 3mm (no 11) (US 2/3) needles

2 double-pointed 3mm (no 11) (US 2/3) needles

TENSION


29 sts and 41 rows to 10 cm measured over st st using 3mm (US 2/3) needles.





radish

by Lisa Richardson



SIZE

To fit bust

81-86	91-97	102-107	112-117	122-127	cm
32-34	36-38	40-42	44-46	48-50	in

Actual bust measurement of garment

94	105	116	121.5	132.5	cm
37	41¼	45¾	47¾	52¼	in

YARN

Denim Revive

Cropped round neck version

4	5	5	6	7	x 50gm
---	---	---	---	---	--------

Cropped V neck version

4	5	5	6	7	x 50gm
---	---	---	---	---	--------

Long round neck version

7	8	9	10	11	x 50gm
---	---	---	----	----	--------

Long V neck version

7	8	9	10	11	x 50gm
---	---	---	----	----	--------

(croppedV neck version photographed in Sand 218, long round neck version in Griegje 215)

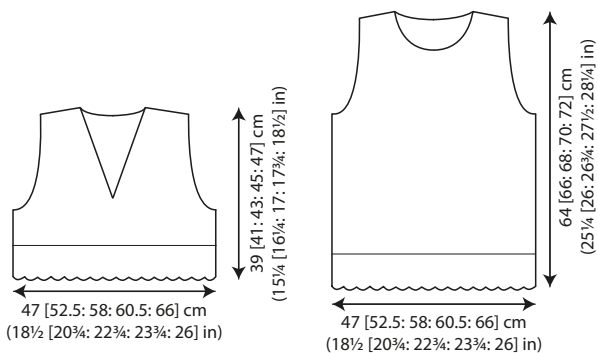
NEEDLES

1 pair 3¼mm (no 10) (US 3) needles

1 pair 3¼mm (no 9) (US 5) needles

TENSION

22 sts and 29 rows to 10 cm measured over st st using 3¼mm (US 5) needles. Lace border is 8 cm (3¼ in) deep.





rocket

by Lisa Richardson



YARN

Creative Linen

6 x 100gm

(photographed in Apple 629)

NEEDLES

1 pair 4½mm (no 7) (US 7) needles

TENSION

18 sts and 25 rows to 10 cm measured over patt using 4½mm (US 7) needles.

FINISHED SIZE

Completed wrap is 65.5 cm (25¾ in) wide and is 200 cm (78¾ in) long.

Pattern note: When working patt, the “(yfwd) twice” only counts as **ONE** st. On the foll row, K into this double yfwd **once only**, dropping the second loop.